

Release Notes 3.2.8 – datango collaborator



Table of contents

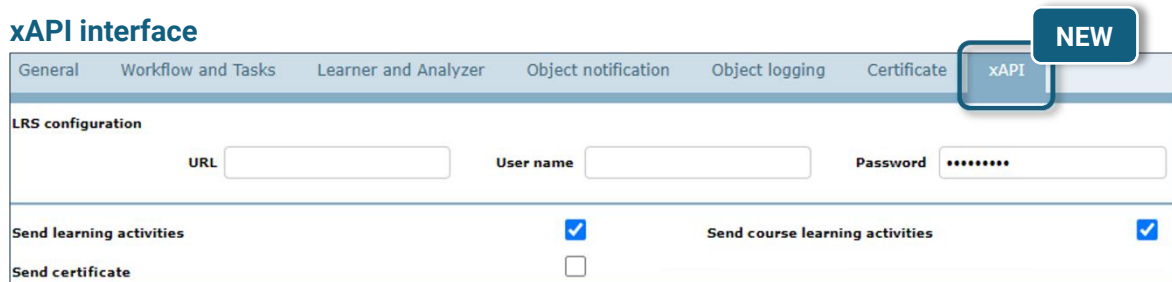
- 1 eLearning standards 3
- 2 Courses 4
- 3 Email notifications 5
- 4 Security 6
- 5 User guidance 6
- 6 Known issues..... 7



Validity: These release notes are for 3.2.8 and include all major changes that have been made to datango collaborator in the upgrade from version 3.2.7 to 3.2.8.

1 eLearning standards

- **xAPI interface**



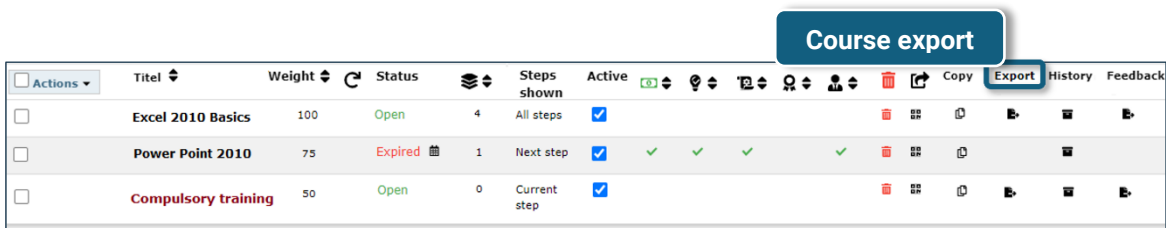
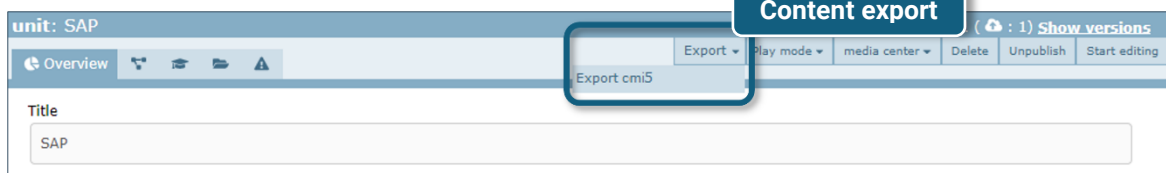
General	Workflow and Tasks	Learner and Analyzer	Object notification	Object logging	Certificate	xAPI	
LRS configuration							
URL		User name		Password			
Send learning activities			<input checked="" type="checkbox"/>	Send course learning activities		<input checked="" type="checkbox"/>	
Send certificate			<input type="checkbox"/>				

As of this release, datango collaborator has xAPI (Experience Application Programming Interface). xAPI enables the connection to an external LRS (Learning Record Store). An LRS is a kind of central database (third-party software) where learning data can be stored. If desired, the learning activities created on datango collaborator (e.g. Lisa did not pass the Word course) can now be transferred to an LRS via xAPI. To evaluate the learning data stored in the LRS, additional third-party software may be required.

In addition to the learning activities *Mode started*, *finished*, and *passed* (checkbox *Send learning activities*), you can additionally send learning activities concerning your courses like *Course started* and *finished* (checkbox *Send course learning activities*). Also, the certificate for passed courses can of course be sent to the LRS (checkbox *Send certificate*).

The connection to the LRS can be set up under *Administration -> Server settings -> xAPI*. In addition, you can turn on or off the sending of learning activities and the course certificate as desired.

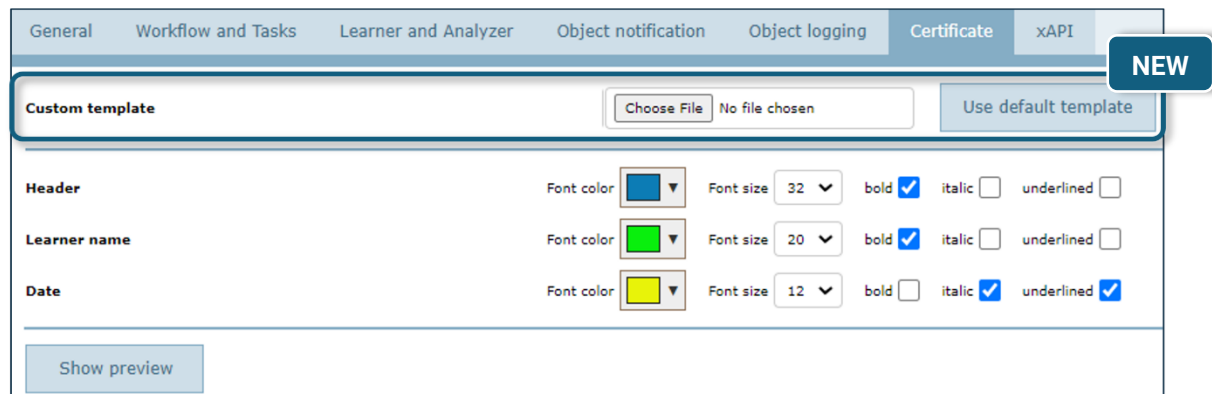
- **cmi5-Export**



With this release, you can export your datango units, journeys, and courses in cmi5 format. The exported datango content can then be imported and played in any cmi5-compatible learning management system (LMS). The export function of datango units and journeys is available in your work area (in the content management view on the top right). datango courses can be exported under *Administration -> Course assignments -> Export* column. The cmi5 content will then be downloaded as a zip archive.

2 Courses

- **User defined course certificate**



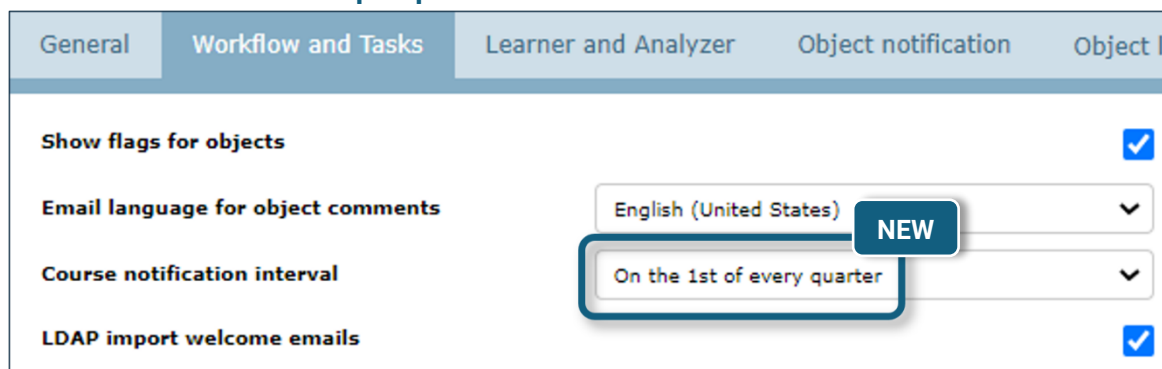
After completion of the course, a certificate can be created for the learner. For this purpose, datango collaborator uses a standard template. Now you can also use your own template for creating the certificate (e.g., template with your own CI). Under *Administration -> Server settings -> Certificate -> Custom template* you can easily upload your template. There are only a few things you need to keep in mind: Only use PDF files as templates. Please also note that your template must be smaller than 5MB and may only contain a single page.

- **Exchange of certain course data with third-party software**

As of this release, for Dynamics 365 Business Central users there is a way to manage certain course user data (e.g., course assignment) using a specific workflow. XLS is used as the format for exchanging the course data between BC and collaborator. To enable this functionality, please contact datango customer support.

3 Email notifications

- **Course notifications once per quarter**



With admin rights, you can set whether and how often learners are reminded of upcoming courses via email. Previously, these notifications could be sent either once per week or once per month. Now you can also remind learners about their courses once per quarter. The periods can be set as usual under *Administration -> Server settings -> Workflow and Tasks -> Course notification interval*.

- **Collected notifications for unchanged content**

Once content has not been edited for six months, datango collaborator sends an email notification to the content observers, content creators, and administrators. The notification is a reminder that content that has not been touched in a while probably needs to be updated. Previously, observers and creators each received a single email notification for each unedited content item. To reduce the flood of emails, observers, and creators, just like the administrator, now also receive a collective email. The "unchanged" content items are attached in an Excel file. The email notifications are sent on June 30 and December 31 of each year.

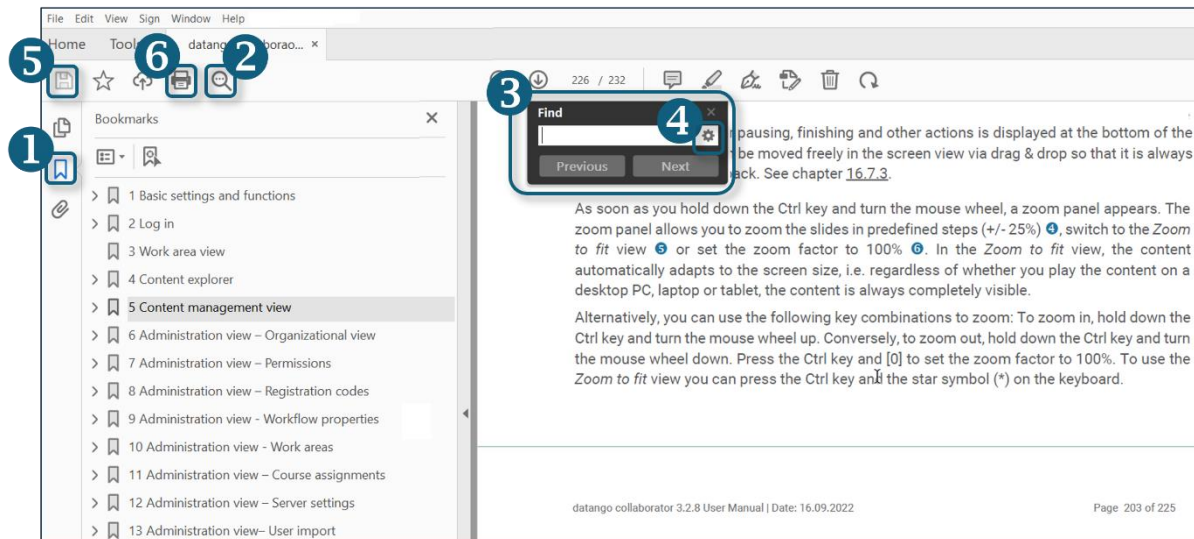
4 Security

- **More security when storing and managing passwords**

Passwords assigned to manually created users are stored internally in a database. Since there is always a risk that the database content and thus also the passwords, which may also be used elsewhere, are tapped, passwords must not be stored in plain text. Instead, they are hashed. Hashing uses an algorithm to transform the plaintext password into an encrypted text. Since the previously used hashing algorithm SHA-1 is now considered obsolete, we have switched to the standardized and more secure successor **SHA-2**.

5 User guidance

- **User help as PDF**



In addition, the user help is now available as a PDF document. You can use the PDF's table of contents to search for specific topics. The table of contents starts on page 2 and can also be displayed on the left side ① if desired. With the PDF search you can also search the PDF for specific words. To do this, click on the magnifying glass tool ② or alternatively use the key combination [Ctrl] + [F] to open the search bar ③. With additional search criteria of the advanced search ④, such as upper or lower case, the search can be narrowed down even further if desired. If required, you can also save the PDF locally ⑤ or print it ⑥. The help is available as usual under the *Help* tab.

Every PDF viewer looks a bit different, i.e., the icons such as the magnifying glass tool may be in a different place than on the sample screen. But don't worry: the search usually works the same everywhere and is quite simple.

6 Known issues

- **Change content title / hide language**

In this release, you cannot rename folders, datango units, datango journeys, or documentation in the content management view of the work areas. Also, hiding content in media center is temporarily disabled. Renaming or hiding content is of course still possible in datango creator.

- **Save LDAP setup in between**

In this release you must save your entries more often in between when setting up the LDAP import. Once after setting up the LDAP data (*parameter LDAP server to LDAP page limit*); once after adding the LDAP attributes; once after setting the LDAP schedule (*parameter LDAP schedule to Further mails*) and of course after your last input.